















605PBW WOMEN'S WOMENS BELT LOOP FASTPITCH PANT

- 100% Double Knit 12 Oz. Polyester
- Low Rise Women'S Cut With Mid-Calf Length
- Five Pro-Style Belt Loops
- 2" Elastic Waistband

COLOR	XS	S	M	L	XL	2XL	3XL
 BK		273	2,772	715	219	634	626
 CC	137	134	909	820	476	83	74
 CR	246	1,202	1,673	968	605	453	102
 FS			3	13		19	
 GY	94	293	160			32	
 ML		325	366	321	183	131	16
 NY	198	265	464	525	178	67	99
 PU	6		600	320	162	132	
 RD	247	464	1,047	672	422	138	57
 RY	227	768	1,175	772	288	4	20
 SB	12	416	955	581	190	67	65
 WH	319	2,420	3,086	1,188	564	335	96