















605PBW WOMEN'S WOMENS BELT LOOP FAST PITCH PANT

- 100% Double Knit 12 Oz. Polyester
- Low Rise Women'S Cut With Mid-Calf Length
- Five Pro-Style Belt Loops
- 2" Elastic Waistband

COLOR	XS	S	M	L	XL	2XL	3XL
 BK		700	3,089	889	298	662	646
 CC	155	168	949	843	490	84	80
 CR	252	1,218	1,682	974	605	454	102
 FS	10	28	11	20		19	
 GY	83	307	186	1	42	35	
 ML	17	362	422	331	189	133	18
 NY	245	417	610	607	210	74	99
 PU	1		678	358	212	175	6
 RD	277	579	1,152	709	451	154	70
 RY	324	833	1,270	794	301	11	22
 SB	30	461	983	592	199	71	69
 WH	337	2,581	3,219	1,251	584	343	98