



















# #LP001W WOMEN'S WOMENSLACROSSE REVERSIBLE PINNIE

- 100% Extreme Mesh Cationic Polyester 70 Deniertricot Mesh With Moisture Management
- Racerback Reversible Tank With Wide Body
- Deep Armholes And Narrow Shoulder Strap For athletic Fit With Scoop Neck

COLOR	S/M	L/XL	XXS/XS
 BK/WH		1,105	146
 BO/WH	385	251	400
 CC/WH	17	125	243
 FS/WH	807	355	147
 GD/WH	82	12	58
 HC/WH	503		32
 HP/WH		1	
 KG/WH	210		15
 LM/WH	219		
 ML/WH	202		3
 NY/WH	689	1,021	835
 PU/WH	110	2	78
 RD/WH	488	186	246
 RY/WH	154	630	274
 SB/WH	657	604	
 SY/GR		236	58

