












576000 MEN'S C2 REVERSIBLE MESH PINNIE

- 100% Polyester Pro Mesh Fabric
- Double layered mesh
- Fully Reversible
- Double-needle hem
- Each layer individually hemmed for easy screening

COLOR	S/M	L/XL	2XL/3XL
 BK/WH	2	1,656	450
 FS/WH	171		841
 GD/WH	287	39	33
 GR/WH	2	598	142
 MA/WH	901	501	63
 NY/WH	6,061		321
 PU/WH	396	289	54
 RD/WH	893	1,393	132
 RY/WH	179	828	235